

# Impact of Compressive Sensing and Sparse Representation on Image Enhancement in Computer Vision

---

**Rajwinder Kaur**

Assistant Professor, Department of Computer Application Guru Nanak College, Killianwali  
Punjab, India. [rajwinder4510@gmail.com](mailto:rajwinder4510@gmail.com)

---

**Abstract:** As a new rapidly growing research field, Compressed Sensing (CS) is promising to effectively recover a weak signal at a rate below Nyquist. This groundbreaking technique relies heavily on the sparsity of the signal and the incoherence between the sensing base and the representation base. In a situation where the signal of interest is sensed randomly and measurements are also taken on the basis of the sparsity level and the log factor of the signal dimension, an exact recovery of the sparse signal will occur. Compressed sensing or compressive sensing is a modern technique for signal processing where a limited number of non-adaptative linear signal combinations are calculated. These quantities are typically much less than the number of samples describing the signal. From these small numbers of measurements, the signal is then reconstructed using a non-linear procedure. Compressed sensing has recently emerged as a powerful tool for the efficient processing of non-traditional data. In this article, we highlight some of the key mathematical concepts that underlie sparse representation and compact sensing and explain the role of these theories in the problems of classical vision, imaging and biometrics. This paper analyzes several technologies for compressive sensing and scant recognition in terms of image improvement, reconstruction and classification. This paper explores the introduction of more insignificant values and the reconstruction of a larger image.

**Key Words:** Compressed Sensing, Sparse Representation, Image, Computer Vision.

## Introduction

Imaging and computer vision were two widely investigated fields that contributed directly or indirectly to technological progress in visual computing. Imaging representation, recognition, architecture, enhancement, reconstruction, study, and re-construction of projections were only some of the fields that after the advent of compressive sensing were explored in a different way. The amount of data available makes selecting which data to select from the large array of data very significant. Compressed sensing recently developed

provides direction to select the most important data. Computer vision has been challengingly designed and will be designed to mimic, represent and analyze the behavior of individuals. Systems designed to understand and represent these behaviors should be able to perceive and acquire highly accurately. Thereafter, certain preparations for input data formatting, the current methodology for the development and analysis of functionalities and post-processing such as improvement and restoration must be followed. Any of the steps involved in a standard computer vision program are listed below. Although various systems are dependent on applications, most can be generalized to include the following basic steps.

## **Need of Sparse Representation**

Analyzing a scene and recognizing all constituent objects remain the most challenging of all visual tasks that we can expect a computer to perform. Whereas computers work well to reconstruct the 3D form of a scene from images taken from different views, all objects in the image can not be named. Then there is the question: why is it so hard to recognize? The real world consists of countless objects that occlude one another, have different positions, vary in their dimensions, forms and appearance. Thus the exhausting matching against a database of examples remains an extremely difficult problem. The most demanding recognition version is the general object recognition category. Some strategies can rely on the presence of features (such as word bags and visual words or SIFT features), whereas other approaches involve segmenting the image into semantically relevant areas so that particular classification regions are reached. Given this extremely rich and complex nature, the problem needs to be divided into smaller steps before every effort is made to solve each one individually and the problem in its entirety.

The recognition of general objects falls into two broad categories, namely recognition of instance and class. The identification of a known 2D or 3D rigid object, which can be viewed potentially from a new perspective, on a confused background and with partial occlusions, requires recognition by an instance of instance.[74] The class recognition is a much difficult task for the recognition of any instance of an object of particular importance. Typically, the more difficult problems are defined by a large dataset. When all data are used for reconnaissance or classification, the computer complexity is extremely high. In such a scenario, compressive senses would be useful. Image data is always sparse which leads to representations that can be much less dense than those with large crude inputs.

Sparsely displayed data could thus be converted into sparse data. Sparse signal representation has proved to be a powerful instrument for signal acquisition, representation and compression. The success is mainly due to the very sparse representations of general audio, image, and video signals in a basis (such as DCT, waveleting, etc.) or the concatenation of such bases, which have played an extremely important part in the classic signal processing of compact representations.

## Compressive Sensing Theory

The fundamental concept of CS is the convenient representation of the original (signal or image) (DCT, DWT, etc). The signal can also be accurately reconstructed by solving the problem of convex optimisation or greedy tracks with a small amount of measured values, by using a non- adaptive linear projection onto the observation array (random vectors), which conserves a structure (signal or image) and is uncorrelated.

Compressive sampling unifies the data to be submitted for collection, encoding and encry. A single linear measurement step with a measuring matrix would be used to do this. This matrix is generated by means of a secret key which is shared between sender and recipient.

CS is based on two assumptions of

- 1) the sparseness:-the signs of interest. Sparsity argues that its bandwidth can much decrease the information rate of the signals.
- 2) incoherence:-which involves the sensing modality, Incoherence reflects the notion that signalling with a fragmented representation on the basis of expression must be communicated on the basis of sensing  $\Psi$ . CS framework consisting mainly of two key components:- sampling (encoding) and recovery (decoding).

## Experimental Analysis

DCT efficiency is analyzed at various levels in energy compaction. The lower right part of the matrix neglects a percentage of the images' DCT coefficients and the images are reconstructed with lesser coefficients. The medium square error is calculated between the image itself and the reconstructed image. Figure 1 shows errors compared to different percentages of unknown DCT coefficients for few images. Table 1 displays the images used for research.




Table 1: Input images used for experimenting DCT compaction

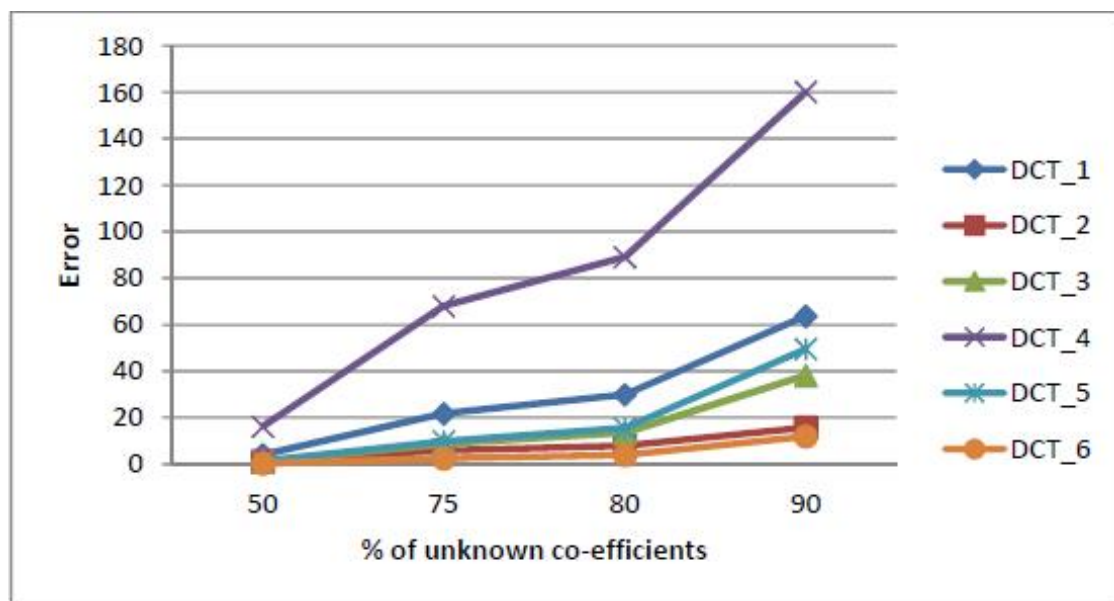


Fig 1 Effect of unknown DCT coefficients in image reconstruction

As the number of known coefficients decreases, the image quality of the reconstructed image decreases. Figure 2 shows the comparison between the known information percentage and the image error value. It can be shown that the error value increases exponentially when the known information is less than 25 per

cent.

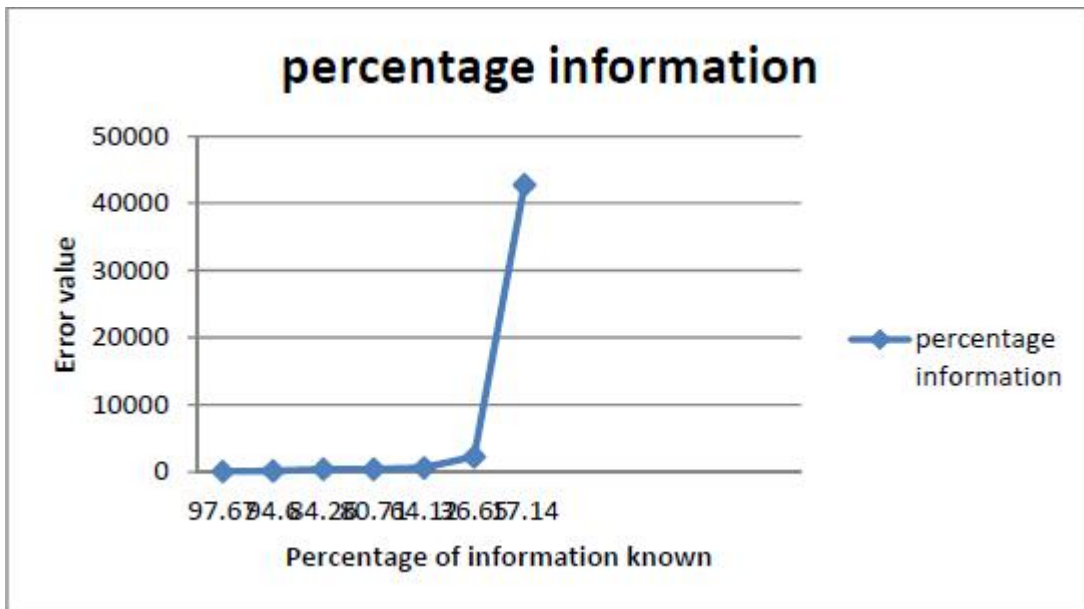


Fig 2: performance of Image reconstruction using reduced DCT coefficients







In the production of super-resolution images, the system performance is measured through down-sampling and reconstruction of images using an appropriate IDCT-kernel. The expansion takes place at various stages. At each level, the image is extended to double the size of the previous level reconstructed image. The reconstruction to two levels shows good results, which are reminiscent of the reconstructed images.

This is seen in Fig. 3. Table 2 displays the effects of the deletion of successive rows and columns and the reconstruction of the image with the rest of the image. It is also tabled the percentage of known pixels for reconstruction and the mean square error from the current image.



Fig 9.5: (a),(b) 256 x 256 image constructed after one and 3 levels respectively Table 2:

Image reconstruction after ignoring varied number of rows and columns

Before inpainting	After inpainting	% of coefficients known	Mean Square error
		64%	616.04
		36.7%	2.26e+03
		17%	4.27e+04

## Conclusion

In the transform domain, DCT renders a image sparse. The transformed image contains few important parameters to reconstruct the image. Experiments have shown that the images have been visually plausibly rebuilt with 50% of the coefficients. Moderate distortions are made with 30 percent of the coefficients in certain images. When reconstructed with coefficients below 25

percent, visually noticeable distortions are generated. This principle is extended to superresolve and paint. It transforms the image with known coefficients into its sparse representation and adds the required quantity of small values. Due to the regular nature of the DCT, the image pixel is re- constructed in a better way at periodic intervals.

The aperiodic reconstruction is periodically changed by periodically losing information. This leads to more information loss. The consistency of the image restoration decreases as the aperiodic mask becomes thicker. With a reduced number of identified coefficients, the average brightness of the image recovered is mostly diminished. The DC is due to the fact that the amplitude of the newly added pixels should be shared. The method discussed in this chapter is a non-iterative process, with few operations for matrix multiplication. It makes the algorithm the shortest solution presented in the dissertation. It is not a limit, but a whole set of known pixels that depends on the inpainted value. The dependence of the limit pixels, which addresses the final research objective, is eliminated.

## Bibliography

1. E. Candes and T. Tao, "Near-optimal signal recovery from random projections and universal encoding strategies?" IEEE Transactions on Information Theory, vol. 52, no. 12, pp. 5406–5245, 2006.
2. M. Davenport, M. F. Duarte, Y. C. Eldar and G. Kutyniok, Compressed Sensing: Theory and Applications, Cambridge University Press, 2011.
3. L. He and L. Carin, "Exploiting structure in wavelet-based Bayesian compressive sensing," IEEE Trans. Signal Process., vol. 57, no. 9, pp. 3488–3497, 2009.
4. J. Zhang, R. Xiong, S. Ma, and D. Zhao, "High-Quality Image Restoration from Partial Random Samples in Spatial Domain", Proc. of IEEE Visual Communications and Image Processing, pp. 1–4, Tainan, Taiwan, Nov. 2011.
5. S. Mun and J. E. Fowler, "Block compressive sensing of images using directional transforms," Proc. of IEEE Int. Conf. Image Process., pp. 3021–3024, 2009.
6. L. He, H. Chen and L. Carin, "Tree-structured compressive sensing with variational Bayesian

analysis,” IEEE Signal Processing Letter, vol. 17, no. 3, pp. 233–236, 2010.

7. C. Li, W. Yin, and Y. Zhang, “TVAL3: TV Minimization by Augmented Lagrangian and Alternating Direction Algorithm,” 2009.



8. Y. Kim, M. S. Nadar and A. Bilgin, "Compressive sensing using a Gaussian scale mixtures model in wavelet domain," Proc. of IEEE Int. Conf. Image Process., pp. 3365– 3368, 2010.
9. J. Zhang, D. Zhao, C. Zhao, R. Xiong, S. Ma and W. Gao, "Image Compressive Sensing Recovery via Collaborative Sparsity," IEEE Journal on Emerging and Selected Topics in Circuits and Systems, vol. 2, no. 3, pp. 380–391, Sep. 2012.
10. J. Mairal, F. Bach, J. Ponce, G. Sapiro, and A. Zisserman, "Non-local sparse models for image restoration," Proc. of IEEE Int. Conf. on Computer Vision, pp. 2272–2279, 2009.
11. A. Buades, B. Coll, and J. M. Morel, "A non-local algorithm for image denoising," Proc. of IEEE Conf. on Computer Vision and Pattern Recognition, pp. 60–65, 2005.
12. M. Aharon, M. Elad, and A. Bruckstein, "K-SVD: An Algorithm for Designing Overcomplete Dictionaries for Sparse Representation," IEEE Trans. on Signal Process., vol. 54, no. 11, pp. 4311–4322, 2006.
13. M. Afonso, J. Bioucas-Dias and M. Figueiredo, "Fast image recovery using variable splitting and constrained optimization," IEEE Trans. on Image Process., vol. 19, no. 9, pp. 2345–2356, 2010.
14. A. M. Bruckstein, D.L. Donoho, and M. Elad, "From sparse solutions of systems of equations to sparse modeling of signals and images," SIAM Review, vol. 51, no. 1, pp. 34–81, 2009.
15. J. Zhang, R. Xiong, C. Zhao, S. Ma, D. Zhao. "Exploiting Image Local and Nonlocal Consistency for Mixed Gaussian-Impulse Noise Removal", Prof. of IEEE Int. Conf. on Multimedia & Expo, pp. 592–597, Melbourne, Australia, Jul. 2012. [17] 11-Magic Toolbox available at <http://users.ece.gatech.edu/~justin/11magic/>.
16. C. Chen, E. W. Tramel, and J. E. Fowler, "Compressed-Sensing Recovery of Images and Video Using Multihypothesis Predictions," Proc. of the 45th Asilomar Conference on Signals, Systems, and Computers, Pacific Grove, CA, pp. 1193–1198, Nov. 2011.
17. M. N. Do and M. Vetterli, "The contourlet transform: An efficient directional multiresolution image representation," IEEE Trans. on Image Processing, vol. 14, no. 12, pp. 2091–2106, Dec. 2005.
18. M. Duarte, M. Davenport, D. Takhar, J. Laska, and T. Sun, "Single-pixel imaging via compressive sampling," IEEE Signal Processing Magazine, vol. 25, no. 2, pp. 83–91, 2008.
19. J. Zhang, D. Zhao, C. Zhao, R. Xiong, S. Ma, and W. Gao, "Compressed Sensing Recovery via Collaborative Sparsity", Proc. of IEEE Data Compression Conference, pp. 287–296, Snowbird, Utah, USA, Apr. 2012.